



SPRUCE LODGE SWIM ADMISSION PROCESS




UNSURE?




RED—STOP! All Children under the age of 6 MUST swim in the shallow end with Parent/Guardian (13+ years old). Children MUST remain within DIRECT IN-WATER supervision and within arms reach of Guardian.
Maximum of 2 children per each Parent/Guardian (1:2)



YELLOW—PROCEED WITH CAUTION
Children 6-10 years who are non-swimmers MUST swim in the shallow end with Parent/Guardian (13+ years)
Children must remain within direct in-water supervision and within arms reach.
Maximum of 4 children per each Parent/Guardian (1:4)



GREEN—GO! Children 6-10 years who PASS the Swim Admission Test MAY swim unaccompanied. Children who pass may be asked to take the test again if aquatic staff are concerned that they cannot demonstrate the ability to maintain the Swim Admission Standard.
Adult/Guardian must not leave building.



BE SURE!
PLEASE ASK THE LIFEGUARD ON-DUTY TO ADMINISTER THE SWIMTEST—THE SWIM TEST WILL BE PERFORMED IN THE SHALLOW END. CHILDREN ARE REQUIRED TO SWIM WITH THEIR FACE IN, USING ARM AND LEG ACTION, FOR TWO WIDTHS OF THE POOL. THE SWIM IS TO BE PERFORMED WITHOUT STOPPING AND WITHOUT TOUCHING THE BOTTOM. Alternatively, if it can be proven that the child is enrolled in Crocodile, Whale, or SK3 and /or that they have passed any of those levels, test will be waived.